

Journey

مع تمنياتي بالنجاح والتفوق
مستتر وليد المصري
معه غير رياضيات
م: ٠١٢٢٩٤٧٦٩٤٨

Mathematics

Interactive Booklet

KG 1
First Term

مع تمنياتي بالنجاح والتفوق
مستتر وليد المصري
معه غير رياضيات
م: ٠١٢٢٩٤٧٦٩٤٨



Revision on numbers


بزرگواران! در اینجا به بررسی اعداد و نحوه نمایش آن‌ها با دست‌ها می‌پردازیم. این بخش برای یادآوری و تمرین مهارت‌های شمارش و تشخیص اعداد طراحی شده است.






Write the numbers.


معياتي بالنجاح والتفوق
مستر وليد المصري
معلمه حبه رياضيات
٠١٢٢٩٤٧٦٩٤٨



Three sets of horizontal lines for independent writing practice.



Three sets of horizontal lines for independent writing practice.




Three sets of horizontal lines for independent writing practice.

3 3 3

3 3 3


3 3 3



4 4 4

4 4 4


4 4 4



5 5 5

5 5 5


5 5 5



6 6 6

6 6 6

6 6 6



7 7 7

7 7 7

7 7 7

8 8 8

8 8 8

8 8 8

9 9 9

9 9 9

9 9 9

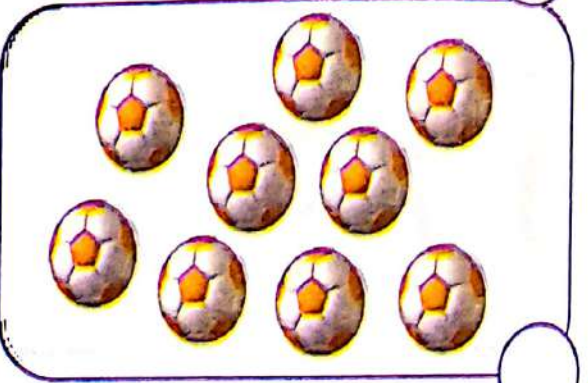






10 10 10

10 10 10


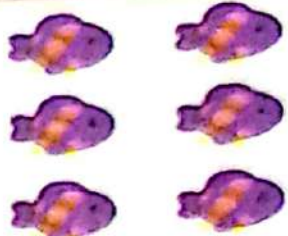




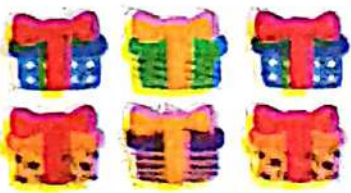





10 10 10



Count and write the number.



Count and circle the number.

	3 1 2 4		7 5 6 4
	4 6 5 2		7 6 8 3
	3 2 1 4		4 3 5 6
	6 7 5 2		2 3 1 4
	4 5 3 6		7 8 6 5
	4 5 2 3		8 6 7 5



Count and circle ($>$ / $<$ / $=$).

Count and circle ($>$ / $<$ / $=$).

8 apples vs 8 bees

$>$
 $<$
 $=$

Count and circle ($>$ / $<$ / $=$).

5 birds vs 8 chicks

$>$
 $<$
 $=$

Count and circle ($>$ / $<$ / $=$).

8 green umbrellas vs 8 red umbrellas

$>$
 $<$
 $=$

Count and circle ($>$ / $<$ / $=$).

8 pink flowers vs 6 blue flowers

$>$
 $<$
 $=$

Count and circle ($>$ / $<$ / $=$).

8 triangles vs 8 rulers

$>$
 $<$
 $=$

Count and circle ($>$ / $<$ / $=$).

5 socks vs 6 gloves

$>$
 $<$
 $=$

Count and circle ($>$ / $<$ / $=$).

8 lions vs 8 crocodiles

$>$
 $<$
 $=$



















Count and circle ($>$ / $<$ / $=$).




















5 castles vs 8 towers




















$>$
 $<$
 $=$



Count and write the number.

	-	<input type="text"/>				
	-	<input type="text"/>				
	-	<input type="text"/>				
	-	<input type="text"/>				
	-	<input type="text"/>				

	-	<input type="text"/>				
	-	<input type="text"/>				
	-	<input type="text"/>				
	-	<input type="text"/>				
	-	<input type="text"/>				

	-	<input type="text"/>				
	-	<input type="text"/>				
	-	<input type="text"/>				
	-	<input type="text"/>				
	-	<input type="text"/>				



Write the number.

1 + 2 =

3 + 2 =

3 + 1 =

3 + 3 =

1 + 1 =

2 + 2 =

3 + 3 =

4 + 4 =

1 + 1 =

3 + 2 =

4 + 1 =

4 + 2 =

1 + 2 =

3 + 1 =


2 + 2 =


3 + 2 =





Write the number.


معتمدون بالتفوق والتميز
مركز وليد المصري
مقهى كورنيش
٠١٢٣٩٤٧٦٩٥٨


 $3 - 1 = 2$


 $4 - 2 = ?$


 $5 - 1 = ?$


 $6 - 3 = ?$


 $4 - 3 = ?$


 $5 - 1 = ?$


 $3 - 1 = 2$


 $2 - 1 = ?$


 $3 - 2 = ?$


 $4 - 2 = ?$


 $3 - 3 = ?$


 $5 - 4 = ?$


 $3 - 1 = 2$


 $2 - 1 = ?$


 $3 - 1 = ?$


 $5 - 2 = ?$


 $4 - 3 = ?$


 $6 - 3 = ?$


 $2 - 1 = 1$

 $4 - 2 = ?$







 $5 - 3 = ?$







 $6 - 5 = ?$







 $3 - 1 = ?$







 $3 - 2 = ?$

Count and write (> / < / =).

	<input type="text"/>	
	<input type="text"/>	
	<input type="text"/>	

	<input type="text"/>	
	<input type="text"/>	
	<input type="text"/>	


	<input type="text"/>	
	<input type="text"/>	
	<input type="text"/>	

	<input type="text"/>	
	<input type="text"/>	
	<input type="text"/>	




Match by count.

Write the missing number.







Write the number and add.




..... + =




..... + =




..... + =




..... + =




..... + =




..... + =




..... + =




..... + =




..... + =



..... + =



..... + =



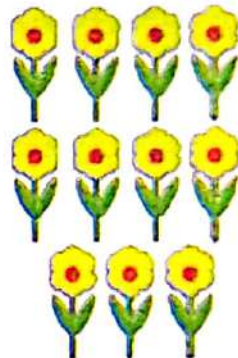
..... + =



Match by count.




Match by count.







Complete.




$$\square + \square = \square$$




$$\square + \square = \square$$




$$\square + \square = \square$$



$$\square + \square = \square$$



$$\square + \square = \square$$



$$\square + \square = \square$$

مكتبة
مكتبة
مكتبة



MY
Friend



Journey

Parent's Guide

Mathematics



KG1

**Ages
3-5**

First Term

Journey

in

مع تمنياتي بالنجاح والتفوق
مستتر وليد المصري
معلمه غير رياضيات
م. ٠١٢٢٩١٧٢٩٤٨

Mathematics

KG 1

First Term



مع تمنياتي بالنجاح والتفوق
مستر وليد المصري
مدرس لغة انجليزية
:٠١٢٣٤٥٦٧٨٩٠١٢٣٤٥٦٧٨٩٠

The Calendar



- Point to the month at the top of the calendar.
- We are in the month of (September).
- Point to each day of the week as you name them.
- Repeat the name of the day:
(**Sunday - Monday - Tuesday - Wednesday**
- **Thursday - Friday - Saturday**)
- Point to today's date on the calendar.



Today is: Sunday

20 / 9 / 2020
↓ ↓ ↓
day month year

The Five frame

--	--	--	--	--

This is called five frame



Draw (1) dot in the five frame.

●				
---	--	--	--	--

The Ten frame



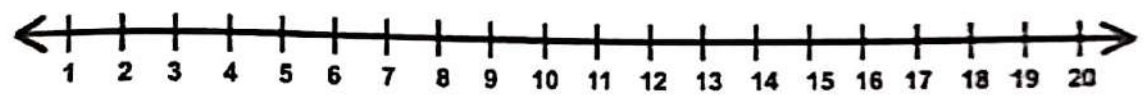
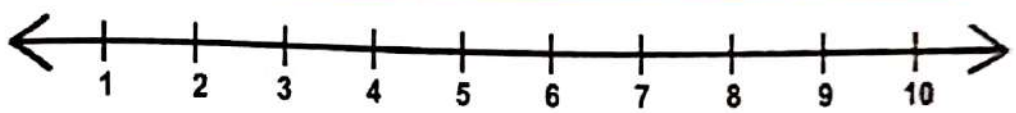
Draw (7) dots in the five frame.

●	●	●	●	●
●	●			

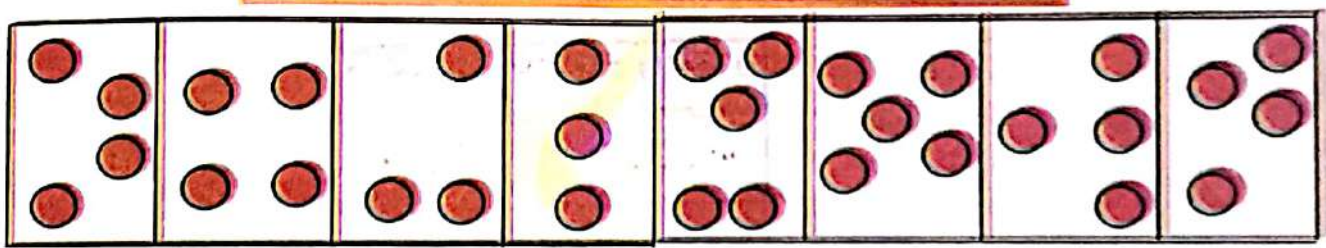
The number chart to 100

1	2	3	4	5	6	7	8	9	10
11	12	13	14	15	16	17	18	19	20
21	22	23	24	25	26	27	28	29	30
31	32	33	34	35	36	37	38	39	40
41	42	43	44	45	46	47	48	49	50
51	52	53	54	55	56	57	58	59	60
61	62	63	64	65	66	67	68	69	70
71	72	73	74	75	76	77	78	79	80
81	82	83	84	85	86	87	88	89	90
91	92	93	94	95	96	97	98	99	100

The number line



The dot cards



Chapter (1)

Lessons (1,2)

Students will

- identify the month, day and date.
- identify (1, 2).
- count objects to tell how many there are.

Key vocabulary

calendar month

day

one

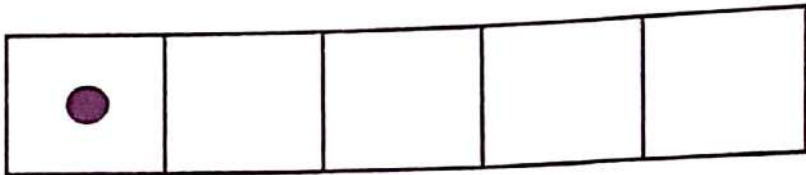

two

five frame




مع تمنياتي بالنجاح والتفوق
مستر وليد المصري
معلم خبير رياضيات
٨٤٨٩٦٧٤٤٢٢١





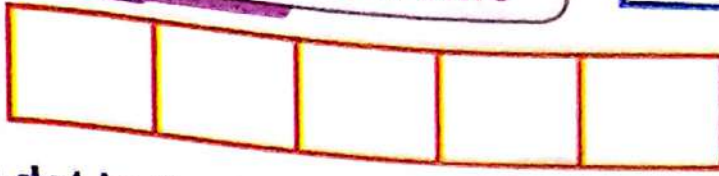
Trace and write.



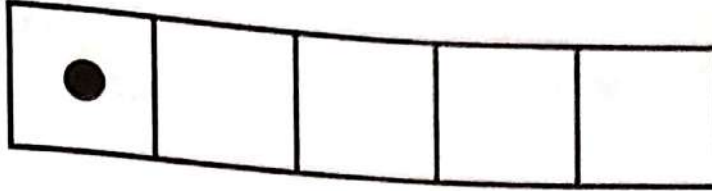
🦊 Help your child identify number (1) and know how to write it and its numerical value.

🦊 Help your child trace and write number (1).







The five frame



Draw (1) dot in the five frame.





Color (1) of each object.

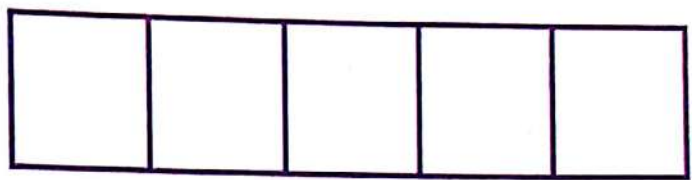


- Help your child identify the five frame.
- Help your child color (1) picture on each part.

Circle 1 picture from each group.



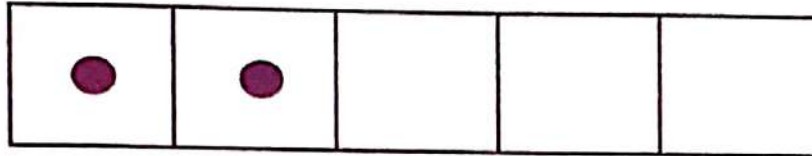
Draw 1 dot in the five frame. Write the number .



Number:

Practice writing the number 1. Draw 1 toy.

Help your child count and circle one picture.
Help your child draw (1) dot in five frame and write the number
Help your child write number (1) and draw 1 toy.



Trace and write.







2	2	2	2	2
2	2	2	2	2
2	2	2	2	2
2	2	2	2	2
2	2	2	2	2

Help your child identify number (2) and know how to write it and its numerical value.

Help your child trace and write number (2).



Color (2) of each object.



Draw 2 dots in the five frame. Write the number.



The number:



Practice writing the number 2. Draw 2 toy.

Chapter (1)

مع تمنياتي بالنجاح والتفوق
مستتر وليد المصري
معه متجر رياضات
٠١٢٢٩٤٧٩٩٠٨٠

Lessons (3,4)

Students will

- identify the month, day and date.
- make equivalent sets up to 2.
- identify (3).
- count from 1 to 3.

Key vocabulary

calendar month day
three five frame
equivalent set

The Calendar

Circle the date:




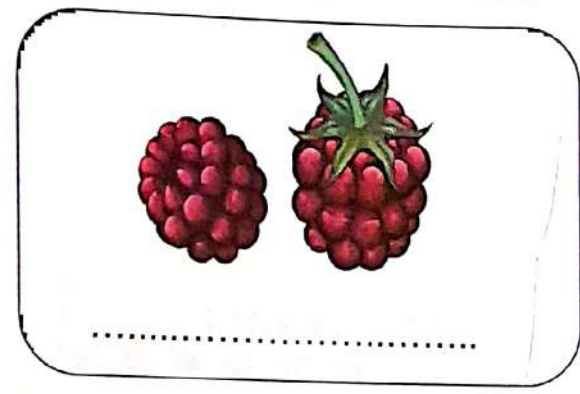




The day is: Monday

21 / 9 / 2020
↓ ↓ ↓
day month year










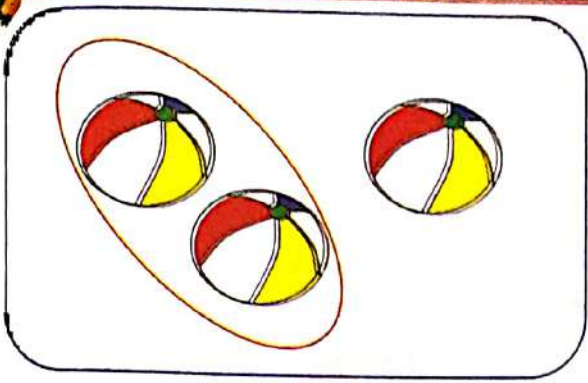
Write the number in letters and digits.



Help your child count and write the number in letters and in digits.

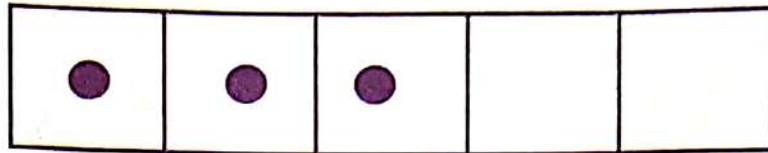


Make equivalent sets up to 2.



Help your child make equivalent sets up to number 2.

بالتفوق والالتزام
والجهد
والصدق
والعدل
والإيمان
والعمل
والصبر
والإحسان
والإحسان
والإحسان



Trace and write.



3	3	3	3	3
3	3	3	3	3
3	3	3	3	3
3	3	3	3	3
3	3	3	3	3



Help your child identify number (3) and know how to write it and its numerical value.


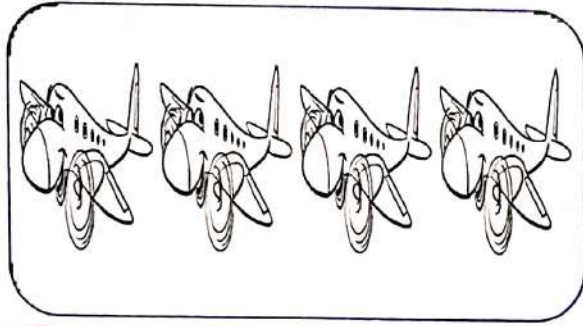




Help your child trace and write number (3).





18

Maths - KG 1

Color (3) of each object.



Write the number in letters and digits.



Help your child color (3) pictures from each part.

Help your child count and write the number in letters and digits.

مكتبة
مستتر
م
٢٢٩٤٧٦٤٤٨



Practice writing the number 3.



Draw 3 scoops of ice cream.



Mention the date of today.

20

Maths - KG 1

- Help your child write number 3.
- Help your child draw 3 scoops of ice cream.
- Help your child mention the date of today.



Join.

3



One

1



two

2



three



Draw 3 dots in the five frame.

Write the number in letters and digits form.

--	--	--	--	--

Letters form :

Digits form :



Help your child match the number with its letter form
Help your child draw (3) dots in five frame and write
the numbers in letters and digits.

Chapter (1)

مع تلميذاتي بالبناج والتفوق
المستمر والتميز المستمر
بعضهم راضيات
٢٠١٩ ٢٢٩٤٧٦٤٤٨

Lessons (5,6)

Students will

- identify the month, day and date.
- count from 1 to 3.
- use terms (above) and (below).
- draw a circle.
- draw a triangle.
- identify and count sides and corners of triangle.

Key vocabulary

calendar
circle

month
triangle

day
sides

five frame
corners

The Calendar



Complete the date:

Today is:

..... / / 2020
↓ ↓ ↓
day month year




circle

is a round shape made out of one line



Repeat to the end.

circle



- Help your child identify the circle.
- Help your child write and draw the circle.






Draw (2) circles.

مع تمنياتي بالنجاح والتفوق
مستتر وليد المصري
معلمة سير رياضيات
م : ٠١٢٢٩٤٧٦٩٤١



Select objects that are circles.




Help your child draw 2 circles.



Help your child select the objects that are circles.

مع تمنياتنا بالنجاح والتفوق
مستر وليد المصري
عنه خير رانجات
٠١٢٢٩٤٧٦٩٤٨ : م



 Repeat to the end.

triangle



.....

.....


.....

.....


.....

.....

.....

 Help your child recognize the triangle, write its name, and draw its shape.

مع تمنياتي بالنجاح والتفوق
مستر وليد المصري
علم خير راسبات
:١٢٢٩٤٧٦٩١٨ :٥



Triangle has 3 sides.

Triangle has 3 corners.




Draw (3) triangles .

- 🐛 Help your child identify the triangle and know its sides and corners.
- 🐛 Help your child draw (3) triangles.



Select objects that are triangles.



Write the number (3). Draw (3) objects.

- Help your child select the objects that are triangles.
- Help your child write number (3) and draw 3 objects.



Draw (1) cricle and (2) triangles.
Count how many shapes are on this page.



Mention the date of today.

- Help your child draw 1 circle and 2 triangles.
- Help your child mention the date of today.

Chapter (1)

مع تمنياتي بالنجاح والتفوق
مستتر وليد المصري
معلمة تربية رياضيات
ت. م : ٠١٢٢٩٤٧٦٩٤٨

Lessons (7,8)

Students will

- identify the month, day and date.
- count from 1 to 4.
- draw a square.
- identify and count sides and corners of square.

Key vocabulary

calendar month day four
side corner five frame square


The Calendar

Complete the date:

Today is:



Color (4) of each object.



Choose the correct numbers.



3 - 4 - 5



2 - 4 - 5



3 - 2 - 4



1 - 4 - 3



2 - 1 - 3



3 - 1 - 4

Help your child color (4) pictures from each part.
 Help your child count and choose the correct number.



Draw 4 dots in the five frame.

--	--	--	--	--



Write the number in letters and digits.

.....

.....

.....

.....



Mention the date of day .

- Help your child write 4 dots in five frame.
- Help your child count elephants and write the number.
- Help your child mention the date of today.

مع تمنياتي بالتفوق
 صستر وليد المصري
 معلمة غير راسات
 :١٢٢٩٤٧٦٩٤٨ :٣

Dot cards



This is called Dot cards for 1 dot.



Create Dot cards from 1 to 2.



Circle the correct number.



(0 - 2 - 3)



(1 - 2 - 4)



(3 - 2 - 0)



(1 - 3 - 4)



(4 - 2 - 3)



(1 - 0 - 3)

- Help your child identify dot cards and draw dot cards from 1 to 2.
- Help your child count and circle the correct number.

مركز تعليمات بالبحر والشمس
مستتر وليد المصري
معه خير رياضيات
ج ٢ : ١ ٢ ٣ ٤ ٥ ٦ ٧ ٨ ٩ ١٠




square



Repeat to the end.

square



.....

.....

.....

.....

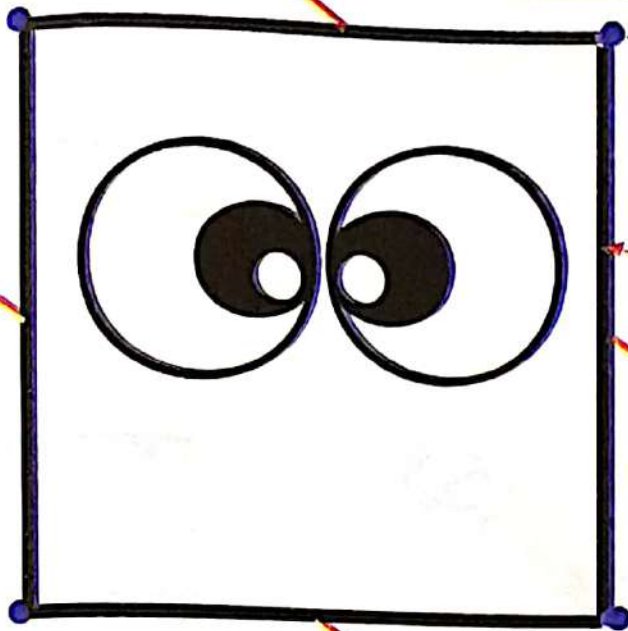
.....

.....

.....



Help your child recognize the square, write its name and draw its shape.



corner

side

Square has 4 sides.

Square has 4 corners.

Square is a flat shape that has four equal sides



Draw (4) squares.




Help your child identify the square and know its sides and corners.
Help your child draw (4) squares.

مع تمنياتي بالتحصيل والتفوق
مستر وليد المسركا
عنه حجرات رياضات
٠١٢٢٩٤٧٦٩٤٨



Write the names of the following shapes:



.....

.....

.....



Join.



square



triangle



circle

- Help your child write the names of the shapes.
- Help your child match the shapes with their names.

Chapter (1)

ام تكتينون باليهاج والتفوق
المسيرة والتميز المصري
2020

Lessons (9,10)

Students will

- identify the month, day and date.
- identify and count sides and corners of rectangle.
- compare of square and rectangle.
- compare lengths using the terms longer and shorter.

Key vocabulary

rectangle length long longer
short shorter five
corner sides five frame

The Calendar




Complete the date:

Today is:



مع تمنياتي بالنجاح والتفوق
مستر وليد المصري
معلم حتم رياضيات
هاتف: ٠١٢٢٩٤٧٦٩٤٨

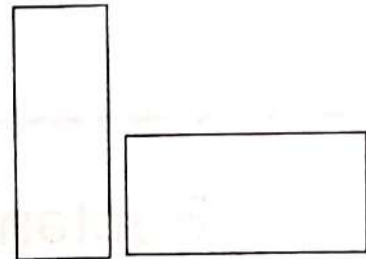


rectangle



Repeat to the end.

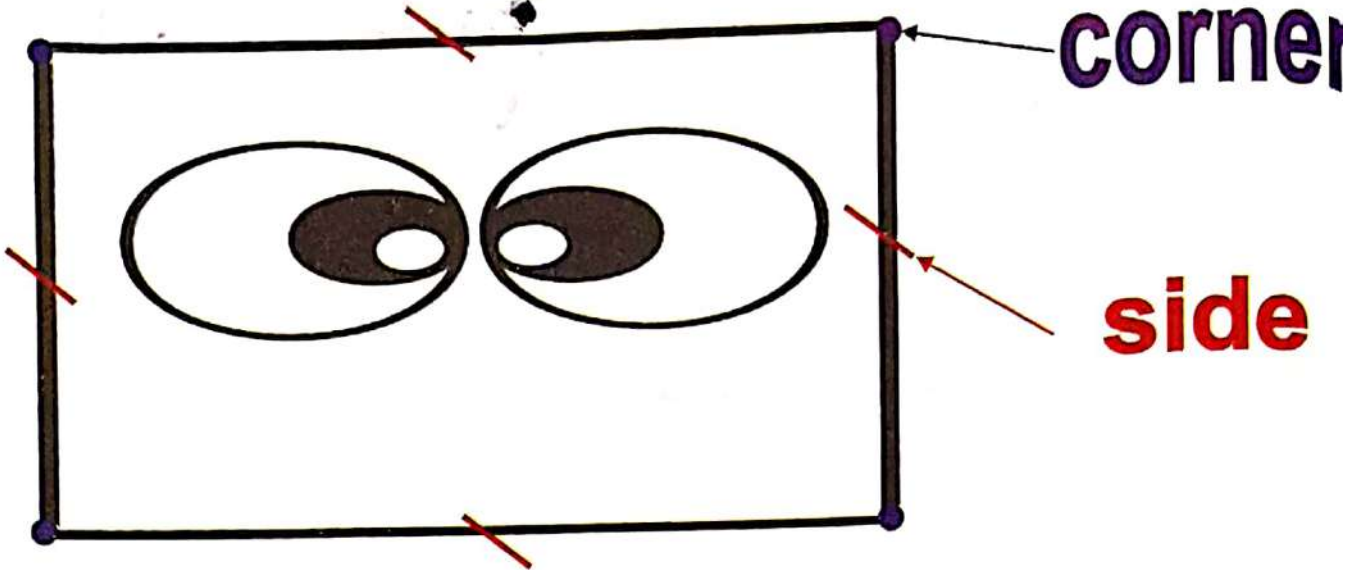
rectangle



.....
.....
.....
.....
.....
.....
.....
.....

Help your child recognize the rectangle, write its name and draw its shape.

مكتبة وليد المصري
معه خير رياضيات
م: ٠١٢٢٩٤٧٦٩٤٨



Rectangle has 4 sides.

Rectangle has 4 corners.





Draw (3) rectangles.

Help your child identify the rectangle and know its sides and corners.
Help your child draw (3) rectangles.



Select objects that are rectangles.



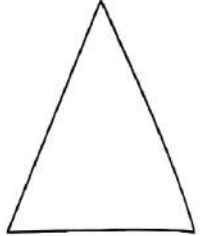










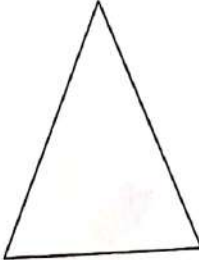


Draw 2 squares and 3 rectangles.

- Help your child select the objects that are rectangles.
- Help your child draw 2 squares and 3 rectangles.

مع تمنياتي بالنجاح والتفوق
مستتر وليد المصري
معه جميع رياضيات
م : ١٢٣٩٤٧٦٩٥٨



Color as the example.



Help your child color the shapes like the shapes on the top of the page.



Draw 1 square and 1 triangle.



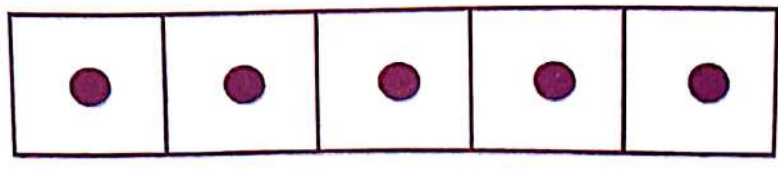
Draw 1 circle and 1 rectangle.




Count how many shapes in this page.



Help your child draw 1 square, 1 triangle, 1 circle, 1 rectangle and count all shapes and write the number.



Trace and write.





5	5	5	5	5
5	5	5	5	5
5	5	5	5	5
5	5	5	5	5
5	5	5	5	5

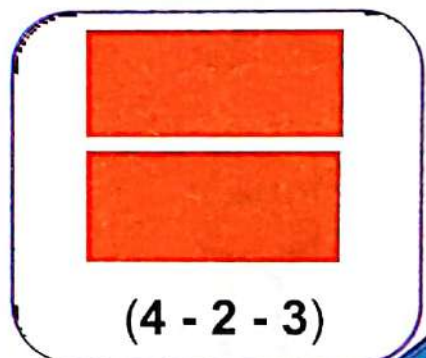

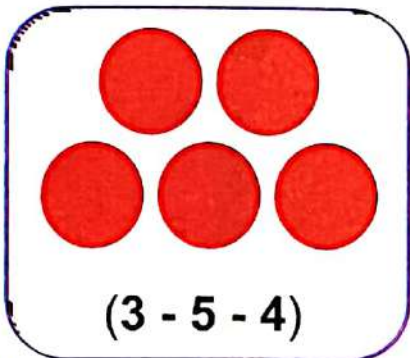
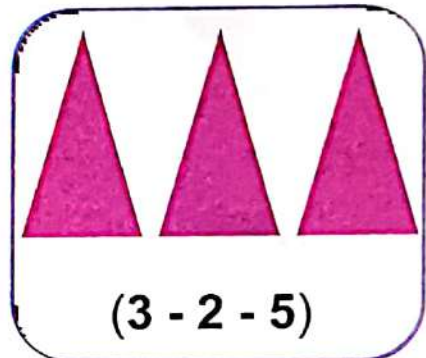
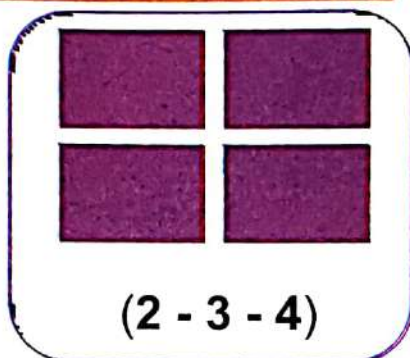
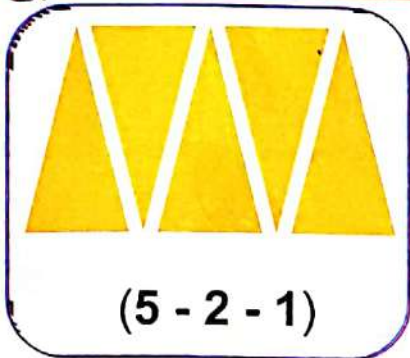
Help your child identify number (5) and know how to write it and its numerical value.
Help your child trace and write number (5).



Color (5) of each object.



Choose the correct number.




Help your child color (5) pictures from each part.

Help your child count and circle the correct number.

مدرسة ابن ماجا والتفوق
شعبة رياضيات
معلمة خديجة بنت خويلد
م : ٩٤٧٦٩٤٨

Compare things.

A



B



Ruler (A) is **shorter than** Ruler (B).

Ruler (B) is **longer than** Ruler (A).



Complete with **(longer than)** , **(shorter than)**.

1.



is



2.



is



3.











is



Help your child identify one of the comparison methods: longer than and shorter than.
Help your child complete the sentences with longer than or shorter than.

Test on Chapter (1)

Choose the correct number.

 <p>6 5 3</p>	 <p>3 5 4</p>	 <p>4 6 5</p>	 <p>8 3 5</p>
 <p>2 4 5</p>	 <p>3 1 9</p>	 <p>2 1 4</p>	 <p>4 7 2</p>

Write the name of the following shapes.



- Help your child count and circle the number.
- Help your child write the names of the shapes.



Create Dot cards from 1 to 3.



Mention the date of today.




Draw 2 circles and 2 triangles and 1 square.





- Help your child draw dot cards from 1 to 3.
- Help your child know the date of today.
- Help your child draw 2 circles, 2 triangles and 1 square.

 Write the missing numbers.



 Color the numbers.



-  Help your child write the missing numbers.
-  Help your child color the numbers.

Chapter (2)

مع تضافتي بالنجاح والتفوق
مستتر و ليلك ابلدي يري
عنه خير رياضيات
م : ٢٢٩ : ٧٦٤ : ٨

Lessons (11,12)

Students will

- participate in calendar math activities.
- count from 1 to 5.
- compare objects using the terms longer and shorter.

Key vocabulary

compare

length

five frame

The Calendar



Complete the date:

Today is:

..... / /

↓ ↓ ↓

day month year













Color 1 rabbit.


Color 2 lions.

Color 3 elephants.

Color 4 cats.

Color 5 monkeys.



 Help your child color 1 rabbit, 2 lions, 3 elephants, 4 cats and 5 monkeys.



Create Dot cards from 1 to 5.



Write the numbers from 1 to 5 in order.



Mention the date of today.



- Help your child draw dot cards from 1 to 5.
- Help your child write the numbers from 1 to 5 in order.
- Help your child mention the date of today.

Chapter (2)

مع تمنياتي بالنجاح والتفوق
مستتر وليد المصري
عنه شهر رانبات
٠١٢٢٩٤٧٦٩٤٨ :٨

Lessons (13,14)

Students will

- identify month, day and date.
- count from 1 to 5.
- compare objects using the terms more and less.

Key vocabulary

compare

more

less

left

right

The Calendar



Complete the date:

Today is:

..... / /

↓ ↓ ↓

day month year

More than

Less than



more than



less than



5 is more than 4

1 is less than 2

5 is more than 3

3 is less than 4

2 is more than 1

4 is less than 5

3 is more than 1

1 is less than 5

3 is more than 2

2 is less than 3



Complete with (more than - less than).

1. 2 is than 4.
2. 4 is than 3.
3. 1 is than 3.
4. 5 is than 2.
5. 3 is than 1.
6. 4 is than 5.
7. 2 is than 1.
8. 3 is than 5.
9. 5 is than 3.
10. 3 is than 4.
11. 4 is than 2.
12. 2 is than 5.



Help your child complete the sentences with more than or less than.



Choose the correct answer.



.....



(more than - less than - equal to)



.....



(more than - less than - equal to)



.....



(more than - less than - equal to)



.....



(more than - less than - equal to)

Help your child complete the sentences and choose more than, less than and equal to.

Chapter (2)

مع تمنياتي بالنجاح والتفوق
مستتر وليد المصري
ص: ٠١٢٣٩٥٧٢٩٤٨

Lessons (15,16)

Students will

- identify the month, day and date.
- count from 1 to 6.
- sort objects as shape and color.

Key vocabulary

six

sort

circle

square

triangle

five frame

compare

The Calendar

Complete the date:

Today is:

..... / /

↓
day

↓
month

↓
year






•	•	•	•	•
•				




Trace and write.



6	6	6	6	6
6	6	6	6	6
6	6	6	6	6
6	6	6	6	6
6	6	6	6	6

How do you draw 6 dots in the five frame?



Circle the correct number.

(7 - 4 - 2)

(5 - 3 - 7)

(2 - 6 - 0)



(1 - 7 - 4)

(1 - 2 - 3)


(1 - 7 - 3)

- Help your child know how to draw 6 dots in the five frame.
- Help your child count and circle the correct number.

Color (6) of each object.



Write the number in letters and digits.




Help your child color (6) pictures from each part.


Help your child count and circle the number in letters and digits.



Compare objects by shapes.






Compare objects by color.



Help your child compare objects by shapes
Help your child compare objects by color.






Sort objects by color.



Help your child compare objects by color.



Sort objects by object.



Help your child sort objects by object.

Chapter (2)

مع تمنياتي بالنجاح والتفوق
مستر وليد المصري
معلمه خبير رياضيات
٠١٢٢٩٤٧٦٩٤٨ : م

Lessons (17,18)

Students will

- identify the month, day and date.
- count from 1 to 7.
- sort object by shapes and color.
- use five frame to recognize quantities 1 - 7.

Key vocabulary

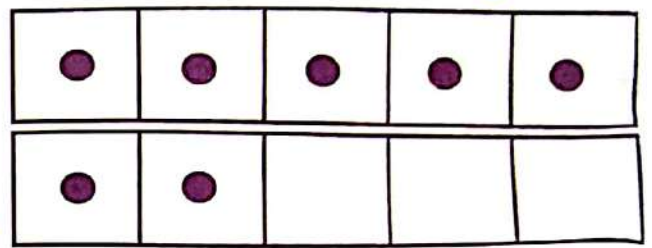
seven five frame
compare

The Calendar


Complete the date:

Today is:







Trace and write.




7	7	7	7	7
7	7	7	7	7
7	7	7	7	7
7	7	7	7	7
7	7	7	7	7

-  Help your child identify number (7) and know how to write it and its numerical value.
-  Help your child trace and write number (7).



Color (7) of each object.



Create Dot cards from 1 to 7.



Create Dot cards from 1 to 6.



Mention the date of today.



- Help your child color 7 monkeys.
- Help your child draw dot cards from 1 to 7 and from 1 to 6.
- Help your child mention the date of today.

Chapter (2)

مع تمنياتي بالنجاح والتفوق
مستتر وليد المصري
معه غير رياضيات
٠١٢٢٩٤٧٦٩٤٨ : م

Lessons (19,20)

Students will

- identify the month, day and date.
- count from 1 to 7.
- sort objects by shapes and color.

Key vocabulary

circles

squares

triangle

rectangle

The Calendar

Complete the date:

Today is:






↓
day

↓
month

↓
year




Sort objects by color.



Help your child sort objects by color.




Write the number in letters and digits.




.....




.....



.....




.....




.....



.....



.....



.....

Help your child count objects and write numbers in letters and digits.



Test on Chapter (2)



Join each number to its name.

7		one
2		seven
1		two
6		six
4		four



Underline the set of triangles.


Help your child match the stars with their correct numbers.
 Help your child underline the set of triangles.



Underline the set of circles.



Underline the set of squares.



Count and write the number.

 <input type="text"/>	 <input type="text"/>
 <input type="text"/>	 <input type="text"/>

- Help your child underline the set of circles.
- Help your child underline the set of squares.
- Help your child count and write the numbers.